

SUMMER 1998


# CONCEPTS

IN DESIGN & CUSTOM HOME BUILDING

## ORREN PICKELL



*It's All In The Details*



*Inlay*

*Niche*



**We Shape Our Buildings: Thereafter They Shape Us**

—Sir Winston Churchill

*Wainstot*

*Corridor*



**An Arch Never Sleeps**  
—Hindustani Proverb

*Volute*



*Mantel*

**Architecture Is Inhabited Sculpture**

—Constantin Brancusi






# mies van der rohe . . . God Is In The Details

Famed architect and designer Mies van der Rohe was, of course, referring to architectural design when he said "God is in the details." It is indeed the details that give integrity to a design. From charming chateaus to timeless contemporaries, details—both exterior and interior—are what give a house its personality and character.

Barrel vaulted ceilings, cornices, art niches, turrets, quoins, inlays and transoms are among the many distinctive architectural details that make the difference. These details


require knowledge and expertise. At Orren Pickell Designers • Builders, we provide both the latest in home building technology as well as old-world craftsmanship. Our sophisticated clientele demand the best of everything from extraordinary design and detailing to incomparable construction.

We believe luxury custom homes should be more than spacious—they should be distinctive, and details create this distinction. These pages showcase just a sampling of the many architectural details found in every Pickell home.



# Turret

# How I Feel About Dryvit



Because I feel so strongly about the subject, I am devoting this space in our newsletter to Exterior Insulation Finish System (EIFS). Pickell homes use EIFS carrying the Dryvit label. I believe—together with other design and building professionals in our company—that this excellent product has received a “bad wrap” of late. If installed by skilled craftsmen and then properly maintained, Dryvit is simply one of the best products available today.

Virtually all materials used in a house—masonry, glass, wood, brick, aluminum, plaster, shingles, slate—need to be maintained. Maintenance at joints where different materials meet is particularly important since expansion and longevity of each product is different and thus the weather sealant in these areas is critical. Take an oak floor for example. People believe that oak flooring is literally damage-proof. Not true. If you don't maintain hardwood floors, even those that are Oak will lose not only their beauty but their durability as well. The same is true for an automobile, no matter how expensive: maintenance is a must!

In the case of Dryvit, a quick annual inspection is suggested. Even though Dryvit is a relatively maintenance-free material, caulking is needed from time-to-time. This should not be a deterrent to someone considering building a home with the EIFS system. Dryvit has innumerable benefits. It has great aesthetic appeal thanks to its ability to form complex design

details easily. Dryvit also keeps the heat inside in winter and outside in summer. It has high energy efficiency, performs especially well in our climate, is impervious to water and air, and is slightly less expensive than brick.

This is a good time to quickly comment on the “maintenance free” phenomenon. People buy “maintenance free” products, such as windows, bricks, and Dryvit and believe they will not have to do any maintenance or upkeep. WRONG! It is important for homeowners to know that ALL joints where dissimilar materials meet need to be inspected and maintained. The fact is that years ago, when people painted their windows, trim, and siding, the first thing a painter did was caulk around the windows and doors before painting. Painting usually occurred, then, every 5–10 years. It is incorrect for a homeowner to think that although they have purchased “maintenance free” products they will no longer have to inspect and caulk. Caulking needs to be inspected around “maintenance free” materials and windows every couple of years. Even though painting will not be necessary, caulking is essential to the life of your home.

Finally, it is our company's philosophy that design dictates what material we use—cedar, Dryvit, brick or a combination of these materials. We recently inspected 25 of our Dryvit homes as old as 10 years. As expected, 98% of the test areas were in perfect condition. The other 2% had inadequate caulking that was both easy to spot and easy to repair. If you own a Pickell home with Dryvit and would like us to conduct an inspection, please call Warren Schwartz at 847/914-9629.

A handwritten signature in black ink that reads "Warren Schwartz". The signature is written in a cursive, flowing style.



# GENERAL DIRECTORY

847/914-9629

## PRESIDENT

Orren Pickell

## SPECIAL PROJECTS COORDINATOR

Tina Pickell

## LEGAL & HUMAN RESOURCES

Susan Sullivan

## ARCHITECTURE DIVISION

Anthony Perry, Orren  
Pickell Builders Design  
Group, Vice President

Brian Hyde,  
Architect

Mark Benner,  
Architectural Designer

Kent DeReus,  
Architectural Designer

Brian Ries,  
Architectural Designer

Suzanne Huber,  
Architectural Designer

Troy Mock,  
Architectural Designer

John Anstadt,  
Architectural Designer

John Anstadt,  
Architectural Designer

## CABINET DIVISION

Dave Heigl, CabinetWerks,  
Ltd., Division Head

Jan Chinske, Designer

Jenny Accomando,  
Designer

Steve Beierwaltes,  
Designer

Donna Murray,  
Design Assistant

## CARPENTRY DIVISION

Kurt Savageau,  
Trim Carpentry

Division Head

Jim Woods,  
Rough Carpentry

Division Head

## CONSTRUCTION ASSISTANTS

Stacia Appenzeller  
Jennifer Galler

## CONSTRUCTION SUPERINTENDENTS

Dennis Ward,  
Vice President

Kevin Batz

Wayne Janowski

## FINANCE DEPARTMENT

Lou DiNicola,  
Chief Financial Officer

Bob Kinley, Financial Assistant

Terri Rizzo,  
Accounting Supervisor

Vicki Wharton, Accountant

Stephanie Rylatt,  
Accounts Payable

Coordinator

## HOME MAINTENANCE SERVICE DEPARTMENT

Warren Schwartz

## PROJECT COORDINATORS

Tony Osnacz

Mike Tracz

Sara Weaver

## PROJECT ESTIMATOR

Craig Wolski

## RECEPTIONIST

Kelly Clark

## REMODELING & RENOVATION DIVISION

Carl Bast

Gregg Schaar

## SALES & MARKETING DIVISION

Wendy Cohen, Vice  
President

Edy Klein, Sales Associate

Laura Harris, Sales  
Associate

Sonja Hicks, Marketing  
Assistant



## ORREN PICKELL DESIGNERS • BUILDERS SALES AND MARKETING STAFF

From Left: Sonja Hicks, Marketing Assistant; Wendy Cohen, Vice President of Sales and Marketing; Laura Harris, Sales Associate; and Edy Klein, Sales Associate



## ORREN PICKELL DESIGNERS • BUILDERS CONSTRUCTION STAFF

From Left: Wayne Janowski, Superintendent; Dennis Ward, Vice President; and Kevin Batz, Superintendent



**ORREN PICKELL**  
DESIGNERS • BUILDERS

2201 Waukegan Road  
Suite W-285  
Bannockburn, IL 60015

Bulk Rate  
U.S. Postage  
**PAID**  
Permit No. 130  
Libertyville, IL

Visit us at <http://www.pickellbuilders.com>

For recorded information on our latest homes designs,  
call 1-888-Pickell © 1998 by Orren Pickell Designers Builders